
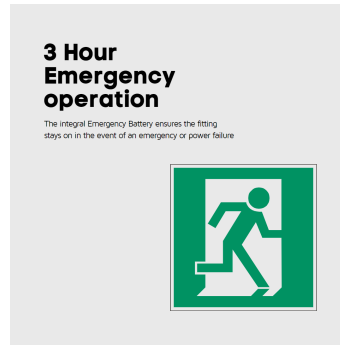


## ELY DOME HEAD BOLLARD TRI-COLOUR 22W EMERGENCY

NET-53-14-03



### Features & Benefits

- 3H Emergency operation
- Selectable 3000K, 4000K or 6000K colour temperature
- White reflector helps distribute the light evenly and reduce glare
- Weatherproof connector protects the wiring from water and moisture
- IK09 rated housing
- Optional Anchor Mounting Kit available

### Key Data

<b>Power</b>	22W
<b>Luminous Flux</b>	2000lm
<b>Colour Temperature</b>	3000K/4000K/6000K
<b>IP Rating</b>	IP65
<b>IK Rating</b>	IK08
<b>Dimensions</b>	Ø160 x 1000mm
<b>Warranty</b>	3 Years

### Compatible Accessories

NET-53-14-08	Root J Bolt Mounting Kit
--------------	--------------------------

### NET LED Lighting

Buckingham Business Park, 300 Anderson Road,  
Swavesey, Cambridge, CB24 4UQ

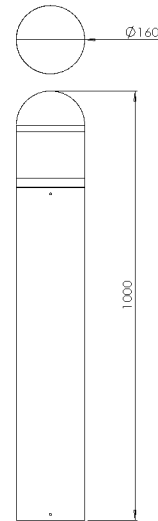
T: 01223 851505 | [sales@netled.co.uk](mailto:sales@netled.co.uk) | [www.netled.co.uk](http://www.netled.co.uk)



**ORDER BY 6PM**  
FOR NEXT DAY DELIVERY

## Technical Specifications

Input Voltage (AC)	220-240V
Power Factor	>0.90
Luminaire Efficacy	90-100lm/W
LED Manufacturer	Duris
LED Type	SMD 2835
Driver Manufacturer	BOKE
Driver Output Voltage (DC)	28-38V
Total Circuit Power (w)	22W
Electrical Class	1
Colour Rendering	>80 CRI
Lamp Viewing Angle	180°
Dimmable	No
Operating Temp.	-25°C to +40°C
Lifespan LM80	50,000 Hours
Weight	5.5Kg
Manufacturer	Kingsway Lighting Ltd.
Hours Maintained	3H
Photocell Compatible	No
Self Test	No
Housing Colour	Black
Housing Material	Aluminium
Diffuser Material	Acrylic
Emergency Kit	3 Year Warranty
Emergency Operation	>3H



## Other Options

Description	
NET-53-14-02	Ely Dome Head Bollard Tri-Colour 22W Standard
NET-53-14-04	Ely Dome Head Bollard Tri-Colour 22W Photocell
NET-53-14-03	Ely Dome Head Bollard Tri-Colour 22W Emergency
NET-53-14-05	Ely Dome Head Bollard Tri-Colour 22W Photocell Emergency

### NET LED Lighting

Buckingham Business Park, 300 Anderson Road,  
Swavesey, Cambridge, CB24 4UQ



**ORDER BY 6PM**  
FOR NEXT DAY DELIVERY

**DOME HEAD OR LOUVRE REFLECTOR AVAILABLE**

Choose between diffused, ambient lighting with a Dome Head or directed, controlled lighting with the Louvre Reflector



**SELECTABLE COLOUR TEMPERATURE**

Choose your colour temperature 3000K, 4000K or 6000K

**WHITE REFLECTOR**

Help distribute the light evenly and reduce glare

**3H EMERGENCY OPERATION**

Ensures the fitting comes on in the event of a power failure

*Emergency options only*

**WEATHERPROOF CONNECTOR**

Protect your wiring from water and moisture

**DUSK TO DAWN FUNCTION**

Detects ambient light levels and adjusts the light accordingly

*Photocell options only*

**IK10 RATED HOUSING**

Protect your bollard from impact with its durable, aluminium outer sleeve

