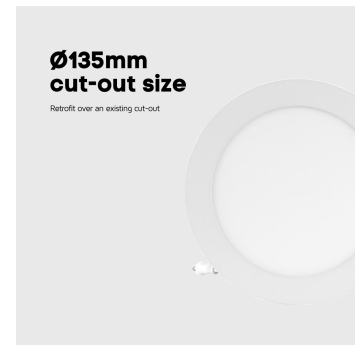


ASHLEY SLIM DOWNLIGHT 4000K 4" 10W STANDARD

NET-53-05-81


Features & Benefits

- Ø135mm cut out size
- Slim, low profile design
- Stainless steel retaining clips
- Single colour temperature 4000K
- 10mm depth

Key Data

Power	10W
Luminous Flux	900lm
Colour Temperature	4000K
IP Rating	IP20
Dimensions	Ø145 x 10mm
Warranty	3 Years

Compatible Accessories

NET-50-12-08	Manual/Self Test Emergency Selectable LED Converter 2.5W
NET-61-33-03	DALI Emergency Kit 3W
NET-61-35-13	Buckden Self Test Emergency Kit 3W for Panels and Downlights
NET-42-43-26	Merrytek Dimming Driver up to 10W
NET-42-43-05	Merrytek Ceiling Mount Microwave Sensor

NET LED Lighting

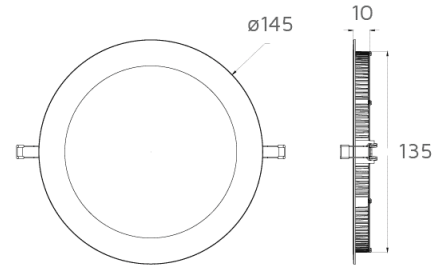
 Buckingham Business Park, 300 Anderson Road,
 Swavesey, Cambridge, CB24 4UQ

T: 01223 851505 | sales@netled.co.uk | www.netled.co.uk


ORDER BY 6PM
 FOR NEXT DAY DELIVERY

Technical Specifications

Input Voltage (AC)	220-240V
Power Factor	>0.5
Luminaire Efficacy	90lm/W
LED Manufacturer	MTC
LED Type	SMD 2835
No. of LEDs	60
Driver Manufacturer	Hooger Electronics
Driver Output Voltage (DC)	22-42V
Total Circuit Power (W)	10W
Electrical Class	2
Colour Rendering	>80 CRI
Lamp Viewing Angle	120°
Dimmable	Optional Upgrade
Flicker-Free	Yes
Operating Temp.	0°C to +35°C
Lifespan LM80	35,000 Hours
UGR Rating	27
Weight	0.29Kg
Manufacturer	Kingsway Lighting
Cut-Out Size	Ø135mm
Housing Colour	White
Housing Material	Aluminium



All units are in mm

Other Options

Description	
NET-53-05-81	Ashley Slim Downlight 4000K 4" 10W Standard
NET-53-05-90	Ashley Slim Downlight 4000K 4" 10W Emergency/Self Test

NET LED Lighting

Buckingham Business Park, 300 Anderson Road,
Swavesey, Cambridge, CB24 4UQ



ORDER BY 6PM
FOR NEXT DAY DELIVERY

T: 01223 851505 | sales@netled.co.uk | www.netled.co.uk

10MM DEPTH

Essential for shallow ceiling voids

STAINLESS STEEL RETAINING CLIPS


Quick and simple installation with no need for additional tools



4K

4000K COLOUR TEMPERATURE

Create a focused environment perfect for offices and commercial spaces



Ø135-210MM CUT-OUT SIZE

Retrofit over an existing cut-out from anywhere between Ø135mm and Ø210mm