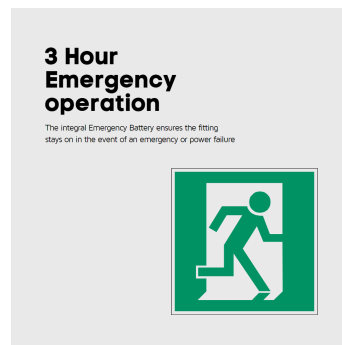



TRINITY SURFACE LINEAR TRI-COLOUR 1500MM (5FT) 50W DIMMABLE DALI

NET-41-11-43



Features & Benefits

- DALI Addressable Emergency Kit
- Tridonic one4all Dimming - DALI 1 & 2 and switchDIM (Push)
- Choose your colour temperature at the time of installation (3000K, 4000K or 5700K)

Key Data

Power	50W
Luminous Flux	7120lm
Colour Temperature	3000K/4000K/5700K
IP Rating	IP20
Dimensions	1500 x 170 x 79mm
Warranty	5 Years (Registration Required)

Compatible Accessories

NET-51-11-02	Cambridge/Trinity Suspension Kit
--------------	----------------------------------

NET LED Lighting

Buckingham Business Park, 300 Anderson Road,
Swavesey, Cambridge, CB24 4UQ

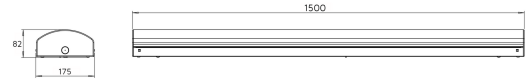
T: 01223 851505 | sales@netled.co.uk | www.netled.co.uk



ORDER BY 6PM
FOR NEXT DAY DELIVERY

Technical Specifications

Input Voltage (AC)	220-240V
Power Factor	>0.9
Luminaire Efficacy	142lm/W
LED Manufacturer	Jingrui
LED Type	SMD 2835
No. of LEDs	640
Driver Manufacturer	Tridonic
Driver Output Voltage (DC)	60V
Total Circuit Power (W)	50W
Electrical Class	1
Colour Rendering	>80 CRI
Lamp Viewing Angle	120°
Dimmable	Yes
Flicker-Free	Yes
Operating Temp.	0°C to +40°C
Lifespan LM80	50,000 Hours
UGR Rating	More than 22
Weight	2.890Kg
Manufacturer	Senselite Optoelectronic Technology Co. Ltd
Fire Rating	V2
Luminous Flux Factor	8%
Self Test	No
Housing Colour	White
Housing Material	Steel
Battery Pack	LiFePO4 3.2V 4.5Ah
Diffuser Material	Polycarbonate
Dimming Input Type	DALI Addressable
Emergency Kit	3 Year Warranty
Emergency Operation	>3H
Emergency Pack	Streamer



Other Options

Description	
NET-41-11-43	Trinity Surface Linear Tri-Colour 1500mm (5ft) 50W Dimmable DALI Emergency

NET LED Lighting

Buckingham Business Park, 300 Anderson Road,
Swavesey, Cambridge, CB24 4UQ



ORDER BY 6PM
FOR NEXT DAY DELIVERY

T: 01223 851505 | sales@netled.co.uk | www.netled.co.uk

SELECTABLE COLOUR TEMPERATURE

Choose your colour temperature at the time of installation 3000K, 4000K or 5700K

3K

4K

5.7K

DUAL WATTAGE TRIDONIC DRIVER

Choose the power setting at the time of installation

NEW

MANUAL OR SELF TEST EMERGENCY SELECTABLE

Choose between manual emergency or self test emergency at the time of installation

Emergency options only

INTEGRAL MICROWAVE SENSOR WITH 6M DETECTION DISTANCE AND 5S-30MIN HOLD TIME

Save energy costs with a fitting that only lights the room when movement is detected

Microwave Sensor options only

WIRELESS CONTROL

Control the panel remotely via smartphone or tablet with it's Bluetooth Dimmable Driver

Bluetooth options only

PUSH CONNECTOR

Reduce installation time with easy-to-use push fit terminals

REAR OR END CABLE ENTRY

Create seamless end-to-end lighting designs