


SHELFORD SLIM BULKHEAD TRI-COLOUR IP65 12W/18W MICROWAVE SENSOR

NET-41-06-06



Features & Benefits

- Detection range from 2m to 10m
- Hold time from 5 seconds to 10 minutes
- Daylight threshold
- Selectable power setting 12W or 18W at the time of installation
- Selectable 3000K, 4000K or 6500K colour temperature
- IP65 rated housing

Key Data

Power	12W/18W
Luminous Flux	1600lm/1800lm/1700lm (at 18W)
Colour Temperature	3000K/4000K/6500K
IP Rating	IP65
Dimensions	Ø320 x 70mm
Warranty	3 Years

Compatible Accessories

NET-41-06-10	Chrome Ring for Shelford Slim Bulkheads
NET-41-06-12	Black Ring for Shelford Slim Bulkheads

NET LED Lighting

Buckingham Business Park, 300 Anderson Road,
Swavesey, Cambridge, CB24 4UQ

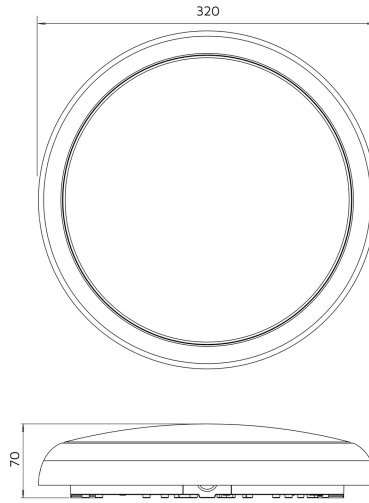
T: 01223 851505 | sales@netled.co.uk | www.netled.co.uk



ORDER BY 6PM
FOR NEXT DAY DELIVERY

Technical Specifications

Input Voltage (AC)	220-240V
Power Factor	>0.8
Luminaire Efficacy	100lm/w
LED Manufacturer	Jingrui
LED Type	SMD 2835
No. of LEDs	56
Total Circuit Power (w)	12W/18W
Electrical Class	2
Colour Rendering	>80 CRI
Lamp Viewing Angle	120°
Dimmable	No
Operating Temp.	-10°C to +40°C
Lifespan LM80	30,000 Hours
UGR Rating	>22
Weight	0.682Kg
Manufacturer	Senselite Co. Ltd
Fire Rating	V2
Max. Detection Distance	10m
Max. Mounting Height	5m
Housing Colour	White
Housing Material	Polycarbonate
Diffuser Material	Polycarbonate
Duration	5sec/1min/3min/10min
Max. Detection Area	10m
Sensor Manufacturer	Foxlux
Corridor Function	No



Other Options

Description	
NET-41-06-02	Shelford Slim Bulkhead Tri-Colour IP65 12W/18W Standard
NET-41-06-04	Shelford Slim Bulkhead Tri-Colour IP65 12W/18W Emergency
NET-41-06-06	Shelford Slim Bulkhead Tri-Colour IP65 12W/18W Microwave Sensor
NET-41-06-08	Shelford Slim Bulkhead Tri-Colour IP65 12W/18W Microwave Sensor Emergency

NET LED Lighting


Buckingham Business Park, 300 Anderson Road,
Swavesey, Cambridge, CB24 4UQ



ORDER BY 6PM
FOR NEXT DAY DELIVERY

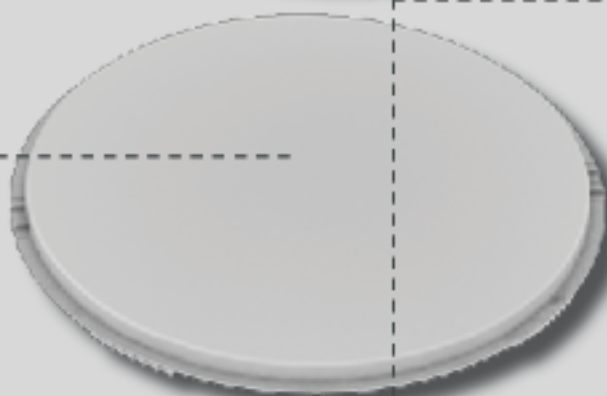
IP65 RATED HOUSING

Protect your bulkhead from water and dust



TAMPER PROOF SCREWS

Prevent unwanted removal or tampering



DUAL WATTAGE DRIVER

Choose your power (12W or 18W) at the time of installation



3K

4K

6.5K

SELECTABLE COLOUR TEMPERATURE

Choose your colour temperature 3000K, 4000K or 6500K

NEW

MANUAL OR SELF TEST EMERGENCY SELECTABLE


Choose between manual emergency or self test emergency at the time of installation

Emergency options only

INTEGRAL MICROWAVE SENSOR


Featuring a 2-10m detection range and 5sec to 10min hold time

Microwave Sensor options only



PUSH CONNECTOR

Reduce installation time with easy-to-use push fit terminals



5 CABLE ENTRY POINTS

Reduce installation time with multiple entry points at the side and rear for easy wiring

