



DUXFORD RETROFIT GEAR TRAY MULTI-WATTAGE TRI-COLOUR EMERGENCY/SELF
NET-33-06-32



Features & Benefits

- Manual or self test selectable emergency operation
- Selectable 3000K, 4000K or 5500K colour temperature
- Multiple mounting points for retro fit into existing housings
- Quick release function
- Powder coated
- Choose between 12W, 14W, 16W or 18W at the time of installation

Key Data

Power	12W/14W/16W/18W
Luminous Flux	1200lm/1400lm/1600lm/1800lm
Colour Temperature	3000K/4000K/5500K
Dimensions	Ø261 x 23.6mm
Warranty	3 Years

NET LED Lighting

Buckingham Business Park, 300 Anderson Road,
Swavesey, Cambridge, CB24 4UQ

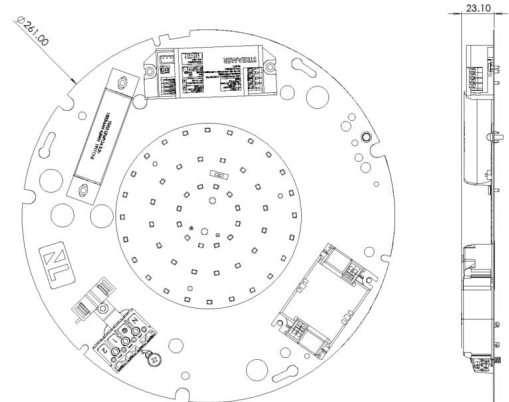
T: 01223 851505 | sales@netled.co.uk | www.netled.co.uk



ORDER BY 6PM
FOR NEXT DAY DELIVERY

Technical Specifications

Input Voltage (AC)	220-240V
Power Factor	>0.9
Luminaire Efficacy	100lm/W
LED Manufacturer	Jingrui
LED Type	SMD 2835
No. of LEDs	52
Driver Manufacturer	Tridonic
Driver Output Voltage (DC)	36-42V
Total Circuit Power (W)	12W/14W/16W/18W
Electrical Class	1
Colour Rendering	>80 CRI
Lamp Viewing Angle	115°
Dimmable	No
Operating Temp.	0°C to +45°C
Lifespan LM80	35,000 Hours
UGR Rating	More than 19
Weight	0.54Kg
Manufacturer	NET LED Lighting
Luminous Flux Factor	5%
Self Test	Selectable
Battery Pack	Li-on 3.7V
Emergency Kit	1 Year Warranty
Emergency Operation	>3H
Emergency Pack	Streamer



Other Options

Description	
NET-33-06-12	Duxford Retrofit Gear Tray Multi-Wattage Tri-Colour Standard
NET-33-06-32	Duxford Retrofit Gear Tray Multi-Wattage Tri-Colour Emergency/Self Test
NET-33-06-16	Duxford Retrofit Gear Tray Tri-Colour 16W Microwave Sensor
NET-33-06-36	Duxford Retrofit Gear Tray Tri-Colour 16W Microwave Sensor Emergency/Self Test
NET-33-06-72	Duxford Retrofit Gear Tray Multi-Wattage Tri-Colour Photocell
NET-33-06-73	Duxford Retrofit Gear Tray Multi-Wattage Tri-Colour Photocell Emergency/Self Test
NET-33-06-78	Duxford Retrofit Gear Tray Tri-Colour Photocell Microwave Sensor
NET-33-06-79	Duxford Retrofit Gear Tray Tri-Colour Photocell Microwave Sensor Emergency/Self Test

NET LED Lighting

Buckingham Business Park, 300 Anderson Road,
Swavesey, Cambridge, CB24 4UQ



ORDER BY 6PM
FOR NEXT DAY DELIVERY

T: 01223 851505 | sales@netled.co.uk | www.netled.co.uk

3K

4K

5.5K

DUSK TO DAWN FUNCTION

Detects ambient light levels and adjusts the light accordingly

Photo cell options only

PUSH CONNECTOR

Reduce installation time with easy-to-use push fit terminals

SELECTABLE COLOUR TEMPERATURE

Choose your colour temperature 3000K, 4000K or 5500K

INTEGRAL MICROWAVE SENSOR

Featuring a 0 or 10% Standby Mode, 2-10m detection range and 5sec to 10min hold time

Microwave Sensor options only

MULTIPLE MOUNTING POINTS

Retro fit into existing housings quickly and easily

MANUAL OR SELF TEST EMERGENCY SELECTABLE

Choose between manual emergency or self test emergency at the time of installation

Emergency options only

MULTI WATTAGE DRIVER

Choose between 12W, 14W, 16W or 18W at the time of installation

NOT on Microwave Sensor options